



Tree Care




Photos Sources: Vince Urbina, Keith Wood, SS & Donna Davis, CSFS

Other Sources: The Right Tree for the Right Place; the National Arbor Day Foundation, et al



Establishment Mulch



- Improves root development & tree vigor – reduces weed/grass competition for water/nutrients/actual root space
- Reduces moisture evaporation
- Moderates extreme surface soil temperatures
- Protects tree trunk from lawnmowers and weed whip injury
- 3-4 inches depth, 2-3 inches away from trunk

Establishment Mulch



Courtesy of ISA "Trees Are Good"

Photo: Vince Urbina, CSFS

Establishment

Staking and Guying

Staking trees not always necessary

- less trunk taper
- smaller root system
- more subject to breaking, tipping
- may injure the tree

Staking needed in some situations

- bare root trees
- large conifers
- windy sites
- sandy soils
- tall trees
- reduce vandalism
- remove after 1 year!

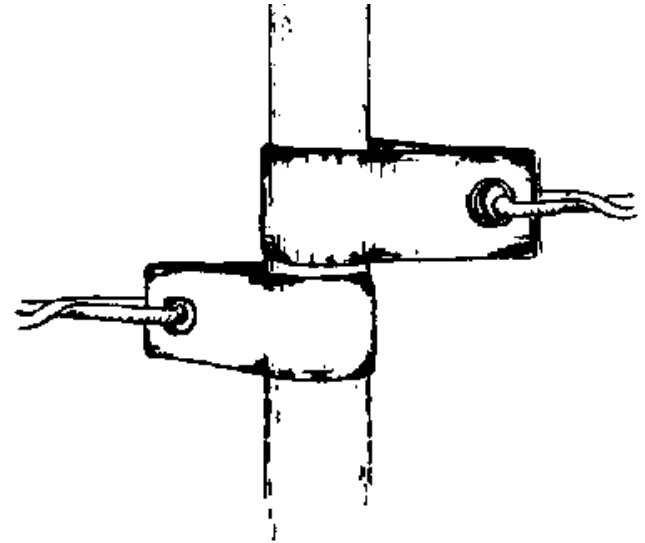


Photo Courtesy South Dakota State University

Establishment Tree Wrap

Tree wrap

- May be useful November-April to prevent sunscald - Remove during growing season
- Can harbor insect and disease concerns



Photo Source:
www.plantsandgardening.com

Establishment Fertilizing & Pruning Questions

Should I ...

- Fertilize immediately after planting?
 - Not recommended for initial establishment
- Prune immediately after planting?
 - Only remove dead, broken branches, & some structural
 - (I leave some initial smaller suckers if significant percentage of foliage on young transplant)

Establishment

Watering After Planting

- Watering (April-September)
 - 10 gallons/inch diameter
 - 1"-3" diameter-water weekly
 - 4"-8" diameter-water 3 times/month
 - 15 gallons/inch diameter
 - 10"+ diameter-water 2 times/month
- Watering (October-March)
 - 10 gallons/inch diameter, 1 to 2 times/month

Source: <http://saver.denverwater.org>

Establishment Rate

Encourages growth

Loose soil

Proper irrigation

Mulch 8' around planting hole

Root flare above soil surface

Leaving shoots intact

Limits growth

Compacted soil

Little or no irrigation

Grass and weeds close to trunk

Planting too deeply

Pruning at planting

Little or no effect

Peat or organic matter added

Water absorbing gels

Root stimulant products

Adding spores of mycorrhizae
*

Fertilizing at planting

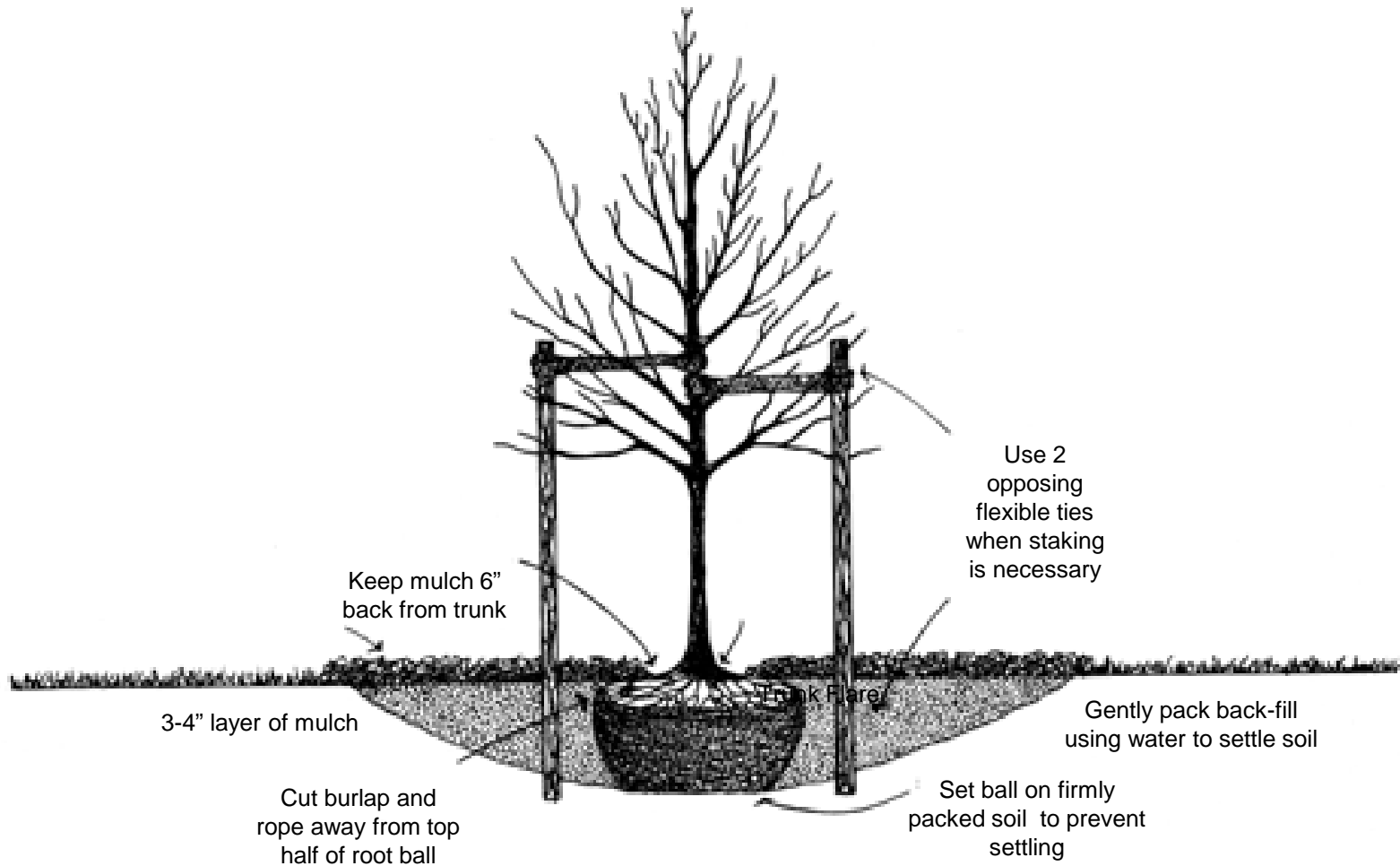
Establishment

Should I ...

- Check tree regularly & at least yearly for tree care needs?
YES



Planting and Establishment



**International Society of Arboriculture Planting
Standard**

Resource Links

- ❖ National Arbor Day Foundation www.arborday.org
- ❖ The Right Tree in the Right Place
www.righttreerightplace.com/planting
- ❖ Tree Link www.treelink.org
- ❖ Dr. Ed Gilman, University of Florida
<http://hort.ifas.ufl.edu/woody/planting>
- ❖ International Society of Arboriculture
www.isa-arbor.com
- ❖ Colorado Tree Coalition www.coloradotrees.org
- ❖ Shigo and Associates www.shigoandtrees.com
- ❖ CSU Extension www.ext.colostate.edu/pubs/pub.html